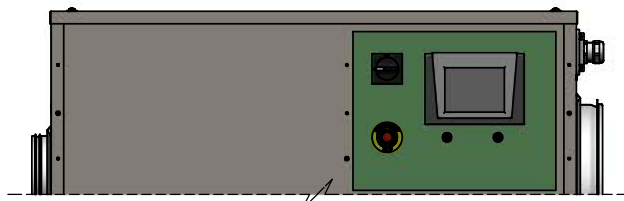
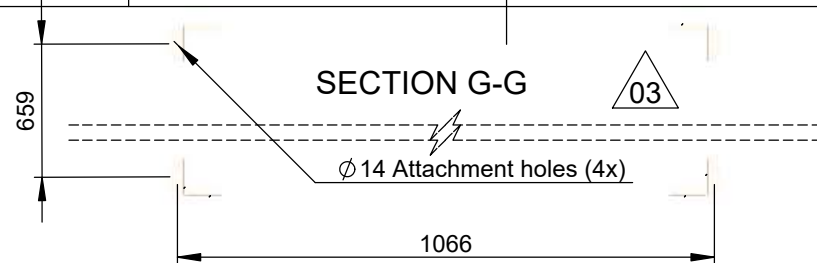


Panel mounted PLC C4 (Option)



SECTION G-G

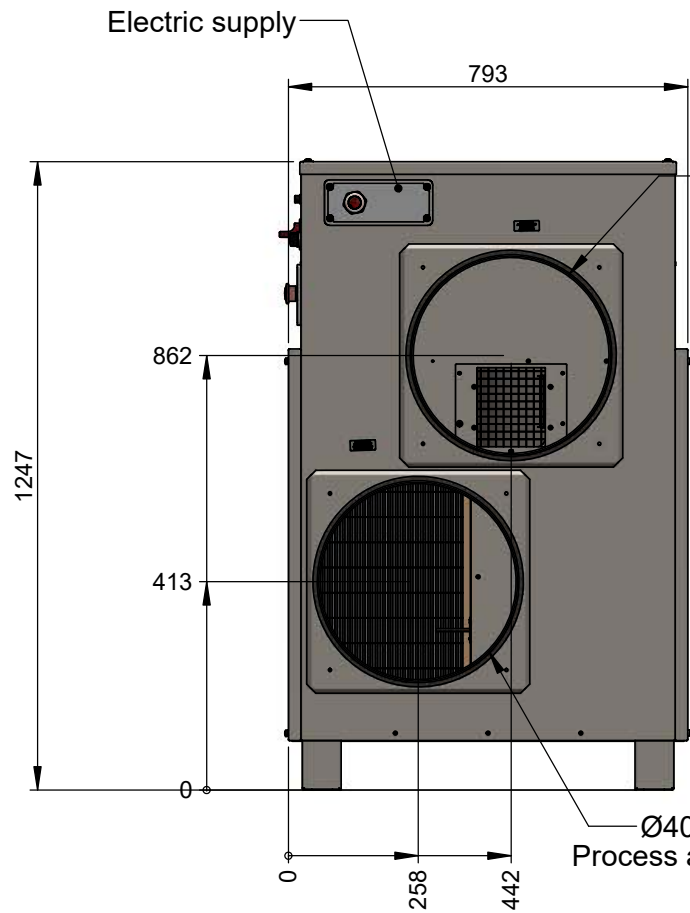


Packaging dimensions:

WxDxH = 1350x950x1410
Weight ~ 232 kg

Recommended reducers:
Ø250>Ø200

Recommended reducers (Dry air flow > 2500 m³/h):
Ø400<Ø500

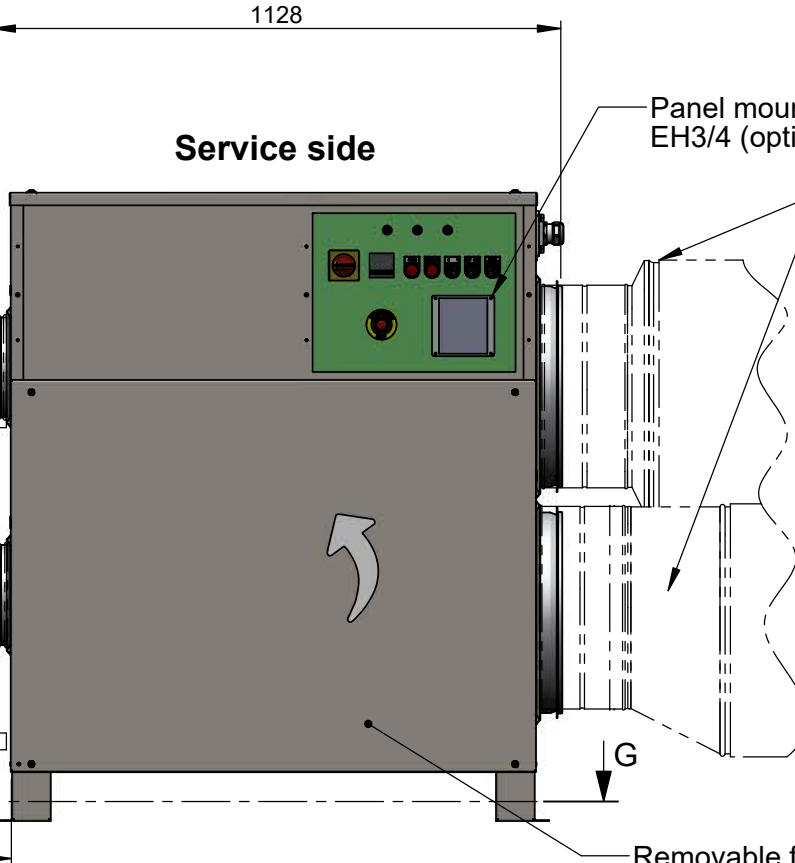


Ø400 Dry air outlet

Damper
Recommended
for optimal installation

138 (RL-71S)

Service side



Ø200 Wet air outlet

Steam heater inlet
DN25 (RL-71S)

Steam heater outlet
DN25 (RL-71S)

Removable top cover
electrical cabinet access
600 mm service area above unit.

05

Ø200 Reg air inlet

900

798

448

158

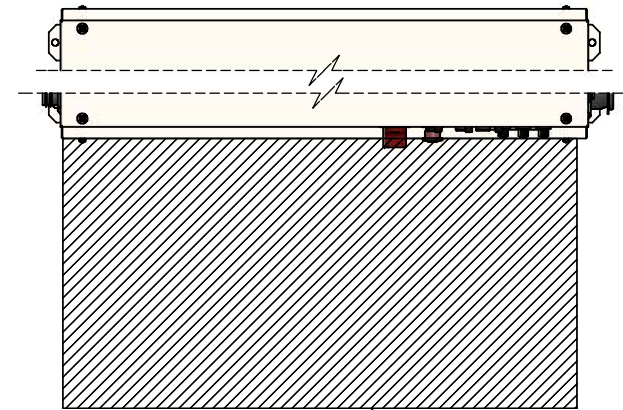
0

590

316

165

0



REVISIONS			
REV.	DESCRIPTION	DATE	APPROVED
01	Drawing layout improved	2012-12-17	EL
02	Drawing info added	2013-01-10	EL
03	Mass properties corrected and attachment holes view added.	2013-07-26	EL
04	Drawing updated to include heater options LR and S. Packaging dimensions and weight added.	2013-11-13	EL
05	Service area information added	2014-08-26	EL
06	Detail view added	2014-12-19	EL
07	New feet design. Option "PLC C4" added.	2015-11-02	EL
08	Packaging dimensions revised	2016-06-09	EL
09	3D view revised	2016-06-29	EL
10	Position of dry air- and wet air outlets changed	2020-02-12	EL

This document and its contents are the exclusive property of DST Seibu Giken and must not be copied, reproduced, transmitted or communicated to any other party or used for purposes not expressly permitted by us.

09



Seibu Giken DST AB
+46 8 445 77 20
www.dst-sg.com

Designed by	Erik Lundqvist	Date	2012-11-21
Drawn by	EL	Date	2012-11-21
Approved by	EL	Date	2020-02-12
Material		Thickness	
Status		Tolerance	
Scale	1:15	Format	A3
Sheet/Sheet		Rev Part	10
Weight (Kg)	195.000		

Title/Description	
Dimensionsritning Dimension drawing	
RL-71 R/R ICE/LR/S/S ICE	
Drawing no	Rev
DST04470	10