

Dehumidifier Aquasorb **AQ-30B, 31B, 31L**



Dehumidifying capacity at 20°C / 60%RH
0,85 - 1,55 kg/h

Dry air flow


330 - 370 m³/h

- Condenses out the moisture
- Stainless steel chassis
- Washable rotor
- Dry air outlet duct connection
- Operates at dew points below 0°C
- Pump for condensate water



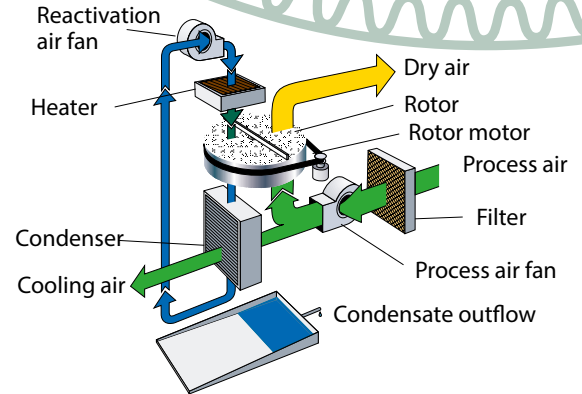
Section of a dehumidifier rotor from Seibu Giken. The high number of channels means that moisture is adsorbed with extra efficiency.

World leaders in dehumidification.



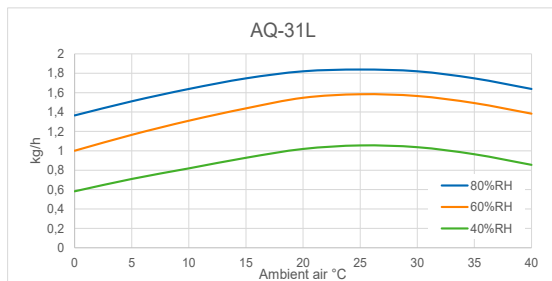
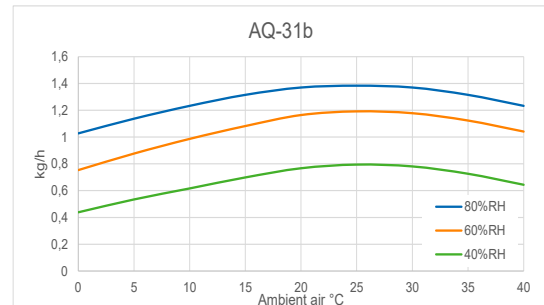
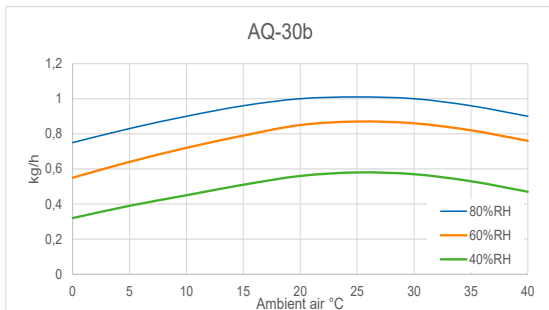
TECHNICAL DATA

Dehumidifier model	AQ-30B	AQ-31B	AQ-31L
Nominal capacity ¹ (kg/h)	0,85	1,15	1,55
Dry airflow ² (m ³ /h)	370	330	330
External static pressure dry air [Pa]	100	100	100
Maximum electric consumption (kW)	1,8	2,2	2,9
Supply fuse 230V / 50Hz (A)	10	10	16
Weight (kg)	34	38	38



1. Valid for inlet conditions 20°C/60%RH. For other inlet conditions, the capacity can be calculated by using the diagram shown below.
2. Volume flow for density 1.20 kg/m³.

CORRECTION DIAGRAM



The temperature of the dry air at nominal air flows is calculated by:

AQ-30B

$$t_{out} = t_{in} + 6^{\circ}\text{C}$$

AQ-31B

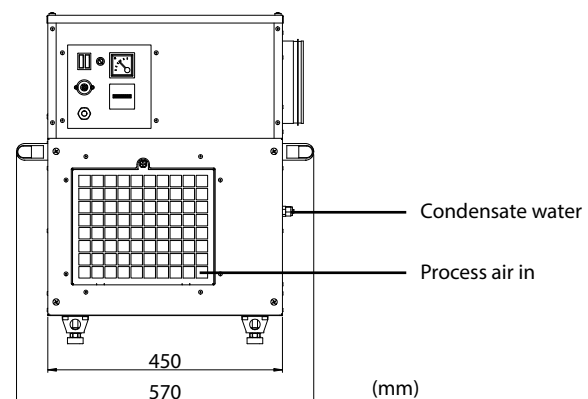
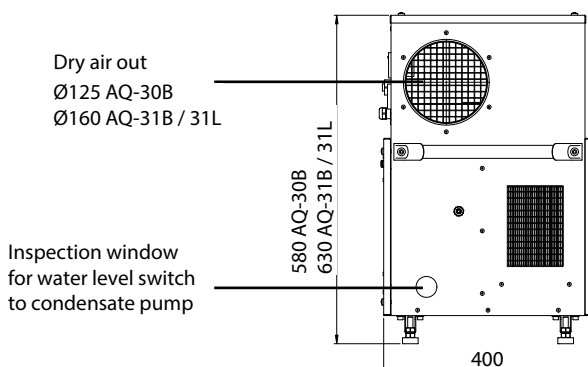
$$t_{out} = t_{in} + 14^{\circ}\text{C}$$

AQ-31L

$$t_{out} = t_{in} + 15^{\circ}\text{C}$$

DIMENSIONS

Subject to change without notice. Download installation drawing at www.dst-sg.com



Updated 21.09



www.dst-sg.com



www.kliimaseade.ee